

	Value	Unit
Maximum service temperature	1,000	°C
	1,832	°F
Bulk density	950	kg/m <sup>3</sup>
	59	lb/ft <sup>3</sup>
Cold crushing strength (DS/EN ISO 8895_2006)	18.0	MPa
	2,610	lb/in <sup>2</sup>
Modulus of rupture (EN 993-6:1995)	4.0	MPa
	580	lb/in <sup>2</sup>
Linear reheat shrinkage (EN 1094-6:1999) after 12 hours at 950°C (1,742°F)	1.0	%
Total porosity (EN 1094-4:1995)	60	%
Coefficient of reversible thermal expansion at 20°C to 750°C (68°F to 1,382°F) (NF EN 821-1)	3.0	×10 <sup>-6</sup> K <sup>-1</sup>
	1.7	×10 <sup>-6</sup> °F <sup>-1</sup>
Resistance to thermal shock (EN 993-11:1998)	> 30	Cycles

Thermal conductivity (ASTM C-182)	Mean temperature		
		200°C	0.32
	400°C	0.34	W/(m×K)
	600°C	0.35	W/(m×K)
	800°C	0.37	W/(m×K)
	392°F	2.22	BTU/(ft <sup>2</sup> ×h×°F/in)
	752°F	2.36	BTU/(ft <sup>2</sup> ×h×°F/in)
	1,112°F	2.43	BTU/(ft <sup>2</sup> ×h×°F/in)
	1,472°F	2.57	BTU/(ft <sup>2</sup> ×h×°F/in)

Chemical analysis			
Silica	SiO <sub>2</sub>	77	%
Titanium dioxide	TiO <sub>2</sub>	0.7	%
Ferric oxide	Fe <sub>2</sub> O <sub>3</sub>	7.0	%
Alumina	Al <sub>2</sub> O <sub>3</sub>	9.0	%
Magnesium oxide	MgO	1.3	%
Calcium oxide	CaO	0.8	%
Sodium oxide	Na <sub>2</sub> O	0.4	%
Potassium oxide	K <sub>2</sub> O	1.6	%
Sulphur trioxide	SO <sub>3</sub>	1.0	%
Loss on ignition at 1.025°C (1.877°F)	LOI	1.0	%

HS Tariff number (Harmonized Commodity Description and Coding System)	6901.00.00	
Colour	Red	

Data are average results of tests conducted under standard procedures and are subject to variation. Data contained in this data sheet are supplied in good faith as a technical service and are subject to change without notice. Misprint and errors excepted. Revision number: 19.4.2022

Size	Length	Width	Thickness
Maximum	250mm	124mm	76mm
Minimum	According to your specification	According to your specification	38mm
Standard tolerances*	+0.5mm, -1.0mm / 1% (the larger)	+0.5mm, -1.0mm / 1% (the larger)	+0.5mm, -1.0mm / 1% (the larger)
Machined tolerances*	+0.5mm, -1.0mm / 1% (the larger)	+0.5mm, -1.0mm / 1% (the larger)	+0.5mm, -1.0mm / 1% (the larger)

\*Dimensional tolerances depend on length and width

### General information

Not all size combinations are available for ordering.  
Contact Skamol for the tolerance for a specific size.

### Standard sizes

Check your Skamol price list or contact Skamol with your request.

### Machining

Special shapes machined to customer specification can be supplied for specific design requirements.

### Packaging

Products will be packed according to the Skamol standard.



Data are average results of tests conducted under standard procedures and are subject to variation. Data contained in this data sheet are supplied in good faith as a technical service and are subject to change without notice. Misprint and errors excepted. Revision number: 19.4.2022

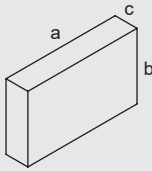
### Skamol Group

Hasselager Centervej 1, 8260 Viby, Denmark  
Tel.: +45 97 72 15 33

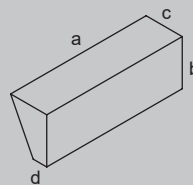
[www.skamol.com](http://www.skamol.com)

## Available shapes

1. Square



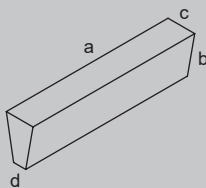
2. Side arch



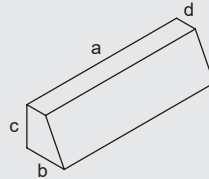
3. End arch



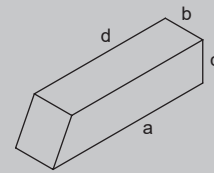
4. Double side arch



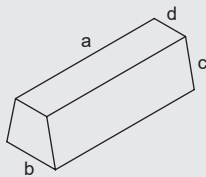
5. Side skew



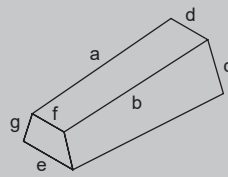
6. End skew



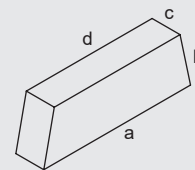
7. Double side chamfer



8. Dome brick



9. Tapered stretcher



10. Tapered header



a: Length  
 b: Width  
 c: Thickness  
 d: Other  
 e: Other  
 f: Other  
 g: Other

Data are average results of tests conducted under standard procedures and are subject to variation. Data contained in this data sheet are supplied in good faith as a technical service and are subject to change without notice. Misprint and errors excepted. Revision number: 19.4.2022